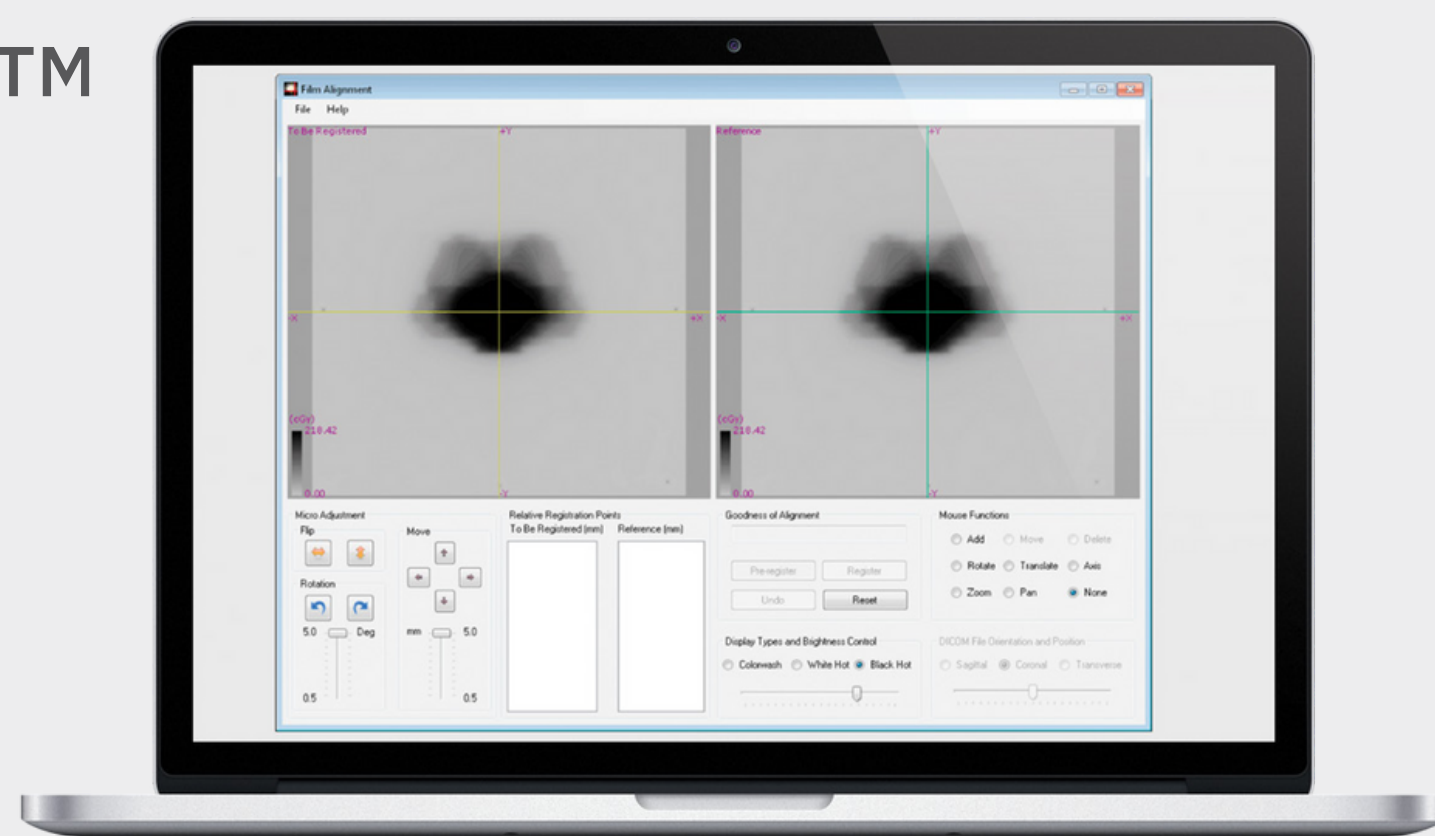


Precision Cut EBT3 GafChromic™ Film

- Measures true 2D dose distribution within a region of interest
- High spatial resolution and dynamic range for small field dosimetry



Benefits of Precision Cut Film

Unlike dosimeters, radiochromic film provides a means of measuring true 2D dose distribution within a region of interest. For small field dosimetry, film offers a unique advantage because of its high spatial resolution and dynamic range¹. These qualities make film a popular solution in many radiotherapy departments.

However, cutting film for use in phantoms can be a tedious task. To save valuable time for clinicians and researchers, we offer Precision Cut radiochromic film.

For more information on EBT3 GafChromic Film including calibration process, material specification, and handling, please refer to the Ashland website:

[https://www.ashland.com/file_source/Ashland/Documents/PHA18-128.2 Gafchromic Film Brochure.pdf](https://www.ashland.com/file_source/Ashland/Documents/PHA18-128.2%20Gafchromic%20Film%20Brochure.pdf)

Reference:

1. Martin J Butson, Peter K.N Yu, Tsang Cheung, Peter Metcalfe, Radiochromic film for medical radiation dosimetry, Materials Science and Engineering: R: Reports, Volume 41, Issues 3–5, 25 September 2003, Pages 61-120, ISSN 0927-796X, [http://dx.doi.org/10.1016/S0927-796X\(03\)00034-2](http://dx.doi.org/10.1016/S0927-796X(03)00034-2).

Film Configurations

Our Precision Cut Film is laser cut and designed to fit within the constructs of a specified phantom. We currently offer film configurations for the following phantoms or it's components:

- E2E SBRT Phantom, Model 036A*, 036S & 036-01
- SRS Multi-Lesion QA Phantom, Model 037
- Stereotactic End-to-End Verification Phantom, Model 038
- IMRT Phantoms, Model 002 Series
- Dynamic Thorax Phantom, Model 008A

For schematics and orientation directions of films cut for these products, please see page 2. Additional film configurations can be cut on a custom basis.

Film expiration date will be a minimum of 6 months from invoice date.

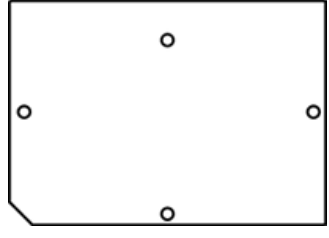
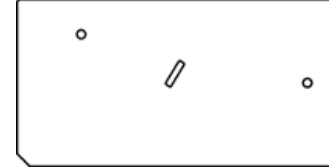

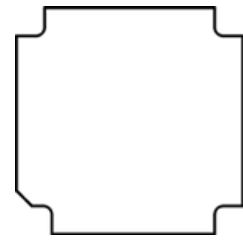
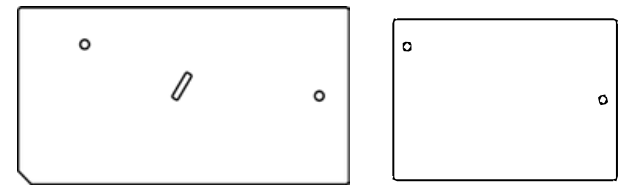
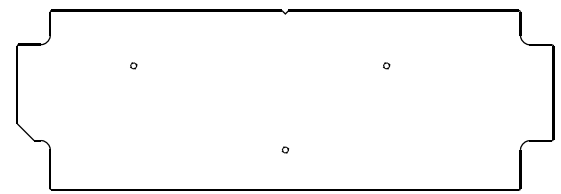
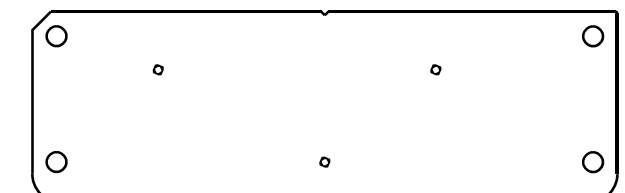
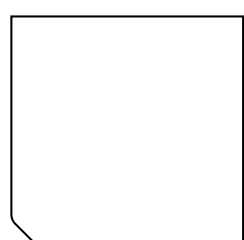
* Model 036A has been discontinued. However, film is available to order.

Use of Film

Each film package includes six calibration strips, which are manufactured from the same lot as Precision Cut film. Calibration of the film can be done once for all included films.

All film must be oriented in the same direction in order to ensure accurate measurements. Refer to the chart below for the correct orientation of calibration strips and pre-cut film.

Schematics and Ordering Information

| Part No. | Description | Schematic/ Orientation | Size |
|-----------|---|---|------------------------|
| 158200-02 | Precision Cut EBT3 Film Kit for Model 036-01 (Set of 4 inserts plus 6 calibration strips) |  | 5" x 7" |
| 158200-04 | Precision Cut EBT3 Film Kit for Model 036A (Set of 10 inserts plus 6 calibration strips) |  | 5" x 2.5" |
| 158200-07 | Precision Cut EBT3 Film Kit for Model 037 (Set of 10 inserts plus 18 calibration strips) |  | 7.5" x 6" |
| 158200-09 | Precision Cut EBT3 Film Kit for Model 038-05, 038-21, 002FC (Set of 25 inserts plus 6 calibration strips) |  | 2.5" x 2.5" |
| 158200-25 | Precision Cut EBT3 Film Kit for Model 036S (Set of 18 spine inserts and 12 lung inserts plus 6 calibration strips) |  | 5" x 2.5" 4" x 2.5" |
| 158200-26 | Precision Cut EBT3 Film Kit for Model 008A-08 (Set of 12 inserts plus 6 calibration strips) |  | 6.25" x 2" |
| 158200-27 | Precision Cut EBT3 Film Kit for Model 008A-22 (Set of 12 inserts plus 6 calibration strips) |  | 6.25" x 2" |
| 158200-28 | Precision Cut EBT3 Film Kit for Model 038-27 (Set of 30 inserts plus 6 calibration strips) |  | 2" x 2" |